



















ACCOMMODATION SCHEDULE			
NAME	STOREYS	BEDROOMS	TOTAL No.
Alnmouth	2 Storey	2 Bed/Semi/Ter	5
Danbury	2 Storey	3 Bed Semi/Ter	3
Danbury Cnr	2 Storey	3 Bed Semi/Ter	1
Sherwood	2 Storey	3 Bed Det	3
Charnwood	2 Storey	3 Bed Det	1
Charnwood Cnr	2 Storey	3 Bed Semi/Ter	4
Saunton	2.5 Storey	3 Bed Semi/Ter	6
Greyfriar	3 Storey	3 Bed Semi/Ter	2
Greyfriar V2	3 Storey	3 Bed Semi/Ter	2
Gisburn	2 Storey	4 Bed Det	3
Burnham	2 Storey	4 Bed Det	3
Whiteleaf	2 Storey	4 Bed Det	4
TOTAL			37
AFFORDABLE			
Rented - Blue			
AFF495	2 Storey	1 Bed Apt	4
Haldon	2 Storey	2 Bed Semi/Ter	8
Rendlesham	2 Storey	3 Bed Semi/Ter	3
Ennerdale	2 Storey	4 Bed Semi/Ter	2
TOTAL			17
Shared Ownership - Green			
Haldon	2 Storey	2 Bed Semi/Ter	5
Rendlesham	2 Storey	3 Bed Semi/Ter	3
TOTAL			8
TOTAL			62

- Legend
-  Application Site Boundary
 -  1.8m High Screen Wall
 -  1.8m High Closeboard Fence
 -  1.8m High Timber Panel Fence
 -  1.8m High Timber Gate
 -  Bin Muster Point
 -  Bin Store Hardstanding / Timber Cycle Shed within rear gardens
 -  Block Paviours
 -  Rumble Strip
 -  Plot Numbers
 -  Parking Space / Garage / Visitor Space
 -  Chimney
 -  Proposed New Tree Planting
Refer to Landscape Proposals Drawings for details
 -  Proposed New Hedgerow / Shrub Planting
Refer to Landscape Proposals Drawings for details
- Affordable Housing
-  Rented
 -  Shared Ownership

A Layout revised in acc with planning comments: Parcel access Junction location revised, visitors spaces moved, shared surface & dwellings revised to allow for increased soft landscaping Cycleway link added from SSR to Bridleway, Accommodation schedule updated.				22.02.22	TE/wgt
REVISIONS			DATE	BY	
DRAWN	CHECKED	DATE	SCALE		
AR	SS	OCT '21	1:500@A2		
DWG NO:			REV		
746.100			A		
DRAWING TITLE					
PLANNING LAYOUT PARCEL 2E, WEST WITNEY.					
<small>This drawing is the copyright of Persimmon Homes Ltd and has been produced for planning purposes only. Such drawings can be scaled but are not to be used for construction or sales documents.</small>					

